

\* In closed position most fixing holes are accessible through the access-holes Y on the intermediate element.

Code	A (mm)	B (mm)	D (mm)	E (mm)	F (mm)
TLS.28	84	17	28	35	Hole for screw M5 DIN7991
TLS.43	120	28	43	52	Hole for screw M8 DIN7991

The slide TLSX offers high corrosion resistance, with all components and intermediate element in INOX, except the rails. The TLSX have the same dimensions and performance as standard version TLS. Could be provided the versions G1 with light play and the version P1 with light preload.

Order code ex. :

TLS28-610 standard slide with single stroke


TLSX28-610-P1 slide with high corrosion resistance and preload P1

TLSX28-610 slide with high corrosion resistance

The nominal load capacities  $Co_{rad}$  are all based for load related to centered load position P, in the middle of the single slide. For applications with load in other positions, please refer to page 74. Load capacities are indicated per single slide.

The TLS slide is installed with upper rail fixed to structure and lower rail fixed to mobile part, having the product code at top.

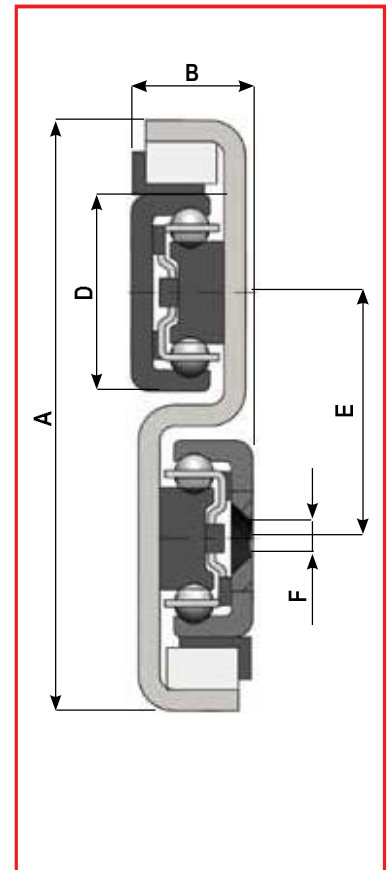
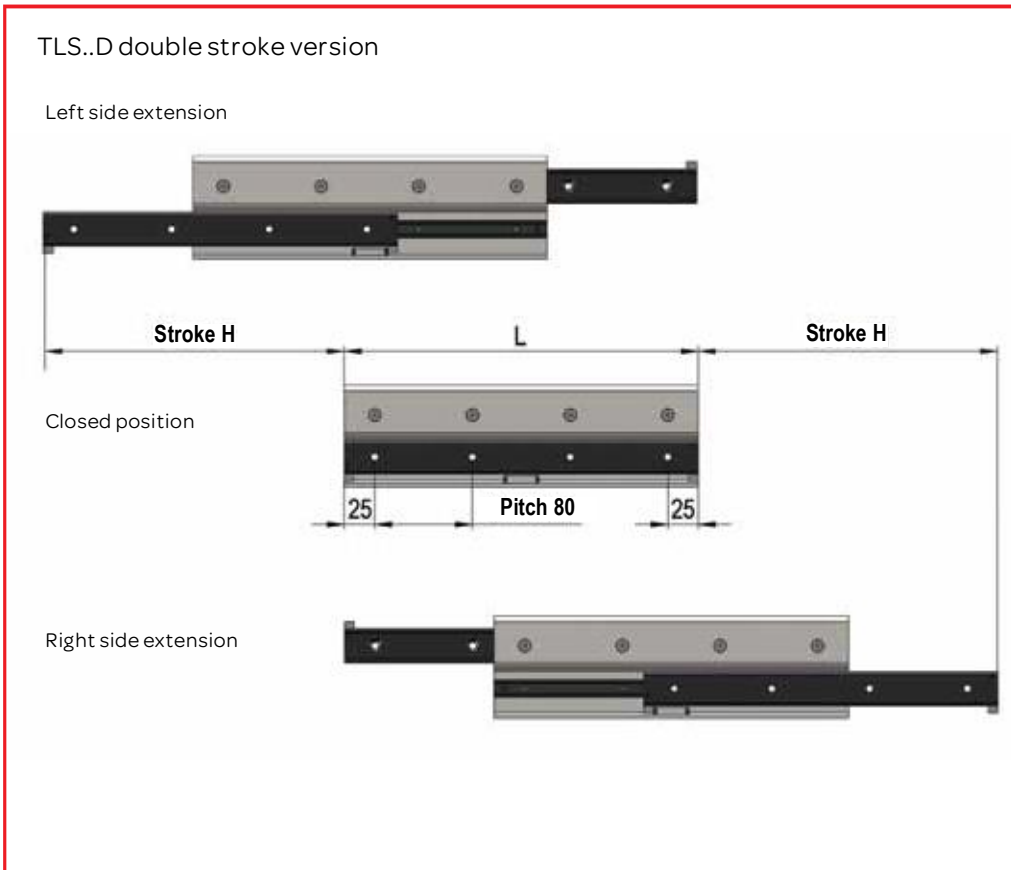
For flexion f in relation to applied load and its position, please refer to page 76.



## Ball-cage telescopic slides TLS., TLSX..

Code	Lenght L (mm)	Stroke H (mm)	n°Y access holes*	Dynamic coefficient C (N)	Load capacity Co rad (N)	Weight (kg)
TLS.28-290	290	295	1	867	577	1,7
TLS.28-370	370	380	1	1143	761	2,2
TLS.28-450	450	460	1	1525	1020	2,6
TLS.28-530	530	540	2	1802	1205	3,1
TLS.28-610	610	620	2	2187	1465	3,6
TLS.28-690	690	700	2	2464	1651	4,1
TLS.28-770	770	780	2	2850	1913	4,5
TLS.28-850	850	860	3	3127	2098	5
TLS.28-930	930	940	3	3514	2222	5,5
TLS.28-1010	1010	1020	3	3791	2053	5,9
TLS.28-1090	1090	1100	3	4068	1907	6,4
TLS.28-1170	1170	1180	4	4455	1781	6,9
TLS.28-1250	1250	1260	4	4732	1671	7,4
TLS.28-1330	1330	1340	4	5120	1573	7,7
TLS.28-1410	1410	1420	4	5397	1486	8,2
TLS.28-1490	1490	1500	5	5785	1409	8,7

Code	Lenght L (mm)	Stroke H (mm)	n°Y access holes*	Dynamic coefficient C (N)	Load capacity Co rad (N)	Weight (kg)
TLS.43-530	530	545	2	3489	2186	7,1
TLS.43-610	610	625	2	3824	2393	8,5
TLS.43-690	690	705	2	4467	2799	9,7
TLS.43-770	770	785	2	5112	3206	10,7
TLS.43-850	850	865	3	5757	3614	11,9
TLS.43-930	930	945	3	6404	4022	13
TLS.43-1010	1010	1025	3	7050	4431	14,1
TLS.43-1090	1090	1105	3	7698	4840	15,2
TLS.43-1170	1170	1185	4	8027	4715	16,4
TLS.43-1250	1250	1265	4	8674	4427	17,5
TLS.43-1330	1330	1345	4	9321	4172	18,6
TLS.43-1410	1410	1425	4	9969	3945	19,7
TLS.43-1490	1490	1505	5	10616	3741	20,9
TLS.43-1570	1570	1585	5	11264	3558	22
TLS.43-1650	1650	1665	5	11912	3391	23,1
TLS.43-1730	1730	1745	5	12240	3240	24,2
TLS.43-1810	1810	1825	6	12887	3101	25,4
TLS.43-1890	1890	1905	6	13535	2974	26,4
TLS.43-1970	1970	1985	6	14183	2857	27,6



\* The rail central fixing hole, with odd fixing holes are not accessible, and therefore not to be used for fixing.

NB. In closed position the intermediate element might be protruding at one of the sides, as movement not synchronized with the rails.

Code	A (mm)	B (mm)	D (mm)	E (mm)	F (mm)
TLS.28D	84	17	28	35	Holes for screw M5 DIN7991
TLS.43D	120	28	43	52	Holes for screw M8 DIN7991

The slide TLS..D offers high corrosion resistance, with all components and intermediate element in INOX, except the rails. The TLS..D have the same dimensions and performance as standard version TLS..D. Could be provided the versions G1 with light play and the version P1 with light preload.

Order code ex. :

TLS28D-610 standard slide with double stroke


TLSX28D-610-P1 slide with high corrosion resistance and preload P1

TLSX28D-610 slide with high corrosion resistance

The nominal load capacities  $C_{o\ rad}$  are all based for load related to centered load position P, in the middle of the single slide. For applications with load in other positions, please refer to page 74. Load capacities are indicated per single slide.

The TLS slide is installed with upper rail fixed to structure and lower rail fixed to mobile part, having the product code at top.

For flexion f in relation to applied load and its position, please refer to page 76.



## Ball-cage telescopic slides TLS..D, TLSX..D

Code	Lenght L (mm)	Stroke H (mm)	Dynamic coefficient C (N)	Load capacity Co rad (N)	Weight (kg)
TLS.28D-290	290	245	1481	1020	1,8
TLS.28D-370	370	325	1866	1280	2,3
TLS.28D-450	450	405	2129	1454	2,8
TLS.28D-530	530	485	2518	1718	3,3
TLS.28D-610	610	565	2787	1897	3,8
TLS.28D-690	690	645	3057	2077	4,3
TLS.28D-770	770	725	3448	2342	4,8
TLS.28D-850	850	805	3720	2523	5,3
TLS.28D-930	930	885	4110	2566	5,8
TLS.28D-1010	1010	965	4383	2343	6,3
TLS.28D-1090	1090	1045	4774	2155	6,8
TLS.28D-1170	1170	1125	5047	1996	7,3
TLS.28D-1250	1250	1205	5438	1858	7,8
TLS.28D-1330	1330	1285	5712	1738	8,2
TLS.28D-1410	1410	1365	5986	1633	8,7
TLS.28D-1490	1490	1445	6376	1539	9,2

Code	Lenght L (mm)	Stroke H (mm)	Dynamic coefficient C (N)	Load capacity Co rad (N)	Weight (kg)
TLS.43D-530	530	480	4726	3022	7,6
TLS.43D-610	610	560	5020	3197	8,7
TLS.43D-690	690	640	5667	3605	9,9
TLS.43D-770	770	720	6314	4015	11
TLS.43D-850	850	800	6962	4424	12,2
TLS.43D-930	930	880	7610	4834	13,3
TLS.43D-1010	1010	960	8258	5244	14,5
TLS.43D-1090	1090	1040	8907	5654	15,6
TLS.43D-1170	1170	1120	9217	5272	16,8
TLS.43D-1250	1250	1200	9867	4915	17,9
TLS.43D-1330	1330	1280	10516	4603	19,1
TLS.43D-1410	1410	1360	11165	4328	20,2
TLS.43D-1490	1490	1440	11814	4084	21,4
TLS.43D-1570	1570	1520	12464	3866	22,5
TLS.43D-1650	1650	1600	13113	3670	23,7
TLS.43D-1730	1730	1680	13428	3493	24,8
TLS.43D-1810	1810	1760	14078	3333	26
TLS.43D-1890	1890	1840	14727	3186	27,1
TLS.43D-1970	1970	1920	15377	3052	28,3